

Selector

LEGACY button dark: Turn to choose a MkII delay (white text)

LEGACY button lit: Turn to choose a classic DL4 delay (green text)

Hold LEGACY and turn to add a reverb (see pg 2)

A B C

For all delay types except for Looper, press switch A, B, or C to select a preset

Hold the currently selected switch to save changes to the preset

Optionally, configure TAP switch to toggle between presets A, B, and C or D, E, and F

MIC In

Connect a dynamic mic for processing or looping vocals or other instruments

EXP PEDAL, FS 5/6

Connect an expression pedal or dual footswitch for additional control

INPUT/OUTPUT

For mono operation, connect only the L/MONO jack

LEGACY

Press LEGACY to toggle between MkII delays (button dark) and classic DL4 delays (button lit)

Hold LEGACY and turn knobs for alt parameters

TIME/SUBDIV

Turn to set the delay time

Hold LEGACY and turn to sync the delay to note divisions

REPEATS

Turn to set the number of repeats from one to infinity

Hold LEGACY and turn to set reverb decay

TWEAK/TWEEZ

These knobs control different parameters depending on the delay type (see pg 2)

Hold LEGACY and turn TWEAK to set reverb parameter

Hold LEGACY and turn TWEEZ to set delay/reverb routing

LINE 6 DL4 MkII C H E A T S H E E T

MIX

Turn to set the amount of delay signal (left is dry, right is wet)

Hold LEGACY and turn to set reverb mix

TAP

Tap in quarter notes to sync the delay time to your playing. Tap can be assigned to alternate functions

MIDI IN, OUT/THRU

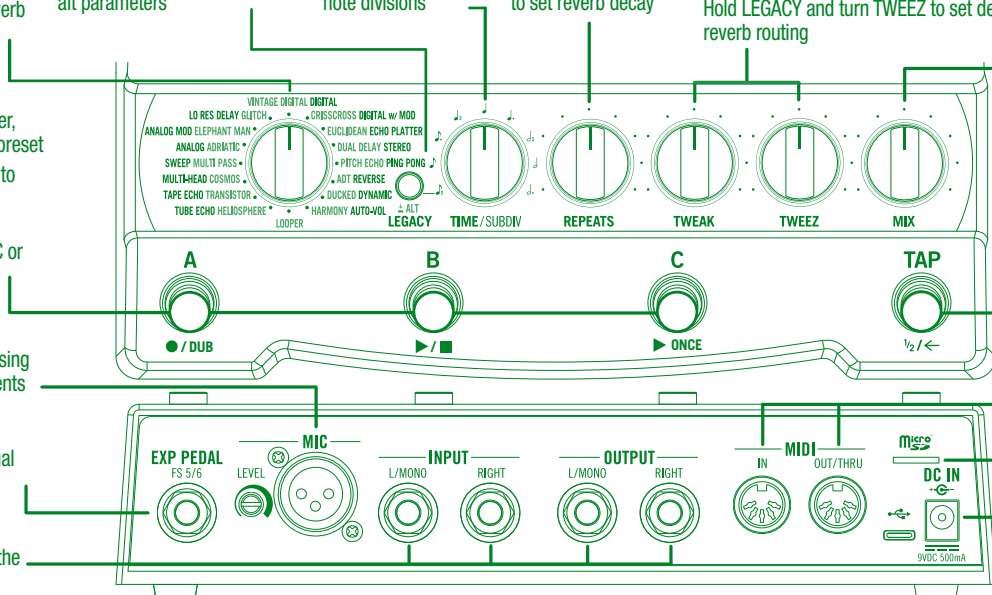
DL4 MkII responds to a wide variety of MIDI commands and can even recall up to 128 presets via MIDI

microSD

Insert an optional microSD™ card to extend looping time and store the loop across power cycles

DC IN

Connect the provided Line 6 DC-1G power supply



MkII DELAYS (LEGACY button dark)



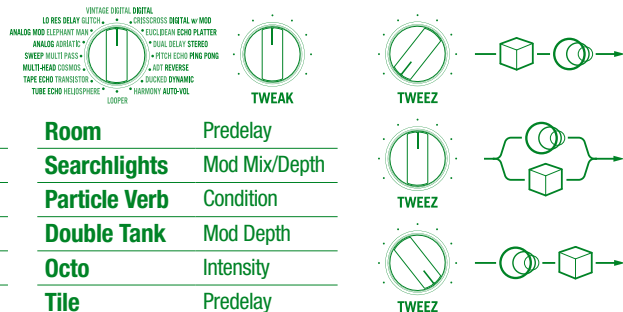
Vintage Digital	Bit/Sample Quality	Mod Depth
Crisscross	Delay Time B	Cross Amount
Euclidean Delay	Step Fill	Rotate
Dual Delay	R Delay Time	R Feedback
Pitch Echo	Pitch Interval	Pitch Cents
ADT	Distortion Deck 2	Mod Depth
Ducked Delay	Threshold	Attack/Release
Harmony Delay	Key (A – G#)	Scale
Looper	Echo Mod	Echo Volume
Heliosphere	Reverb Mix+Decay	Mod Depth
Transistor Tape	Headroom	Wow/Flutter
Cosmos Echo	Heads Select	Wow/Flutter
Multi Pass	Tap Pattern	Delay Mode
Adriatic Delay	Mod Rate	Mod Depth
Elephant Man	Mod Depth	Chorus/Vibrato
Glitch Delay	Pitch	Slice/Drift/Shuffle

LEGACY DELAYS (LEGACY button lit)



Digital Delay	Bass	Treble
Digital w/ Mod	Mod Rate	Mod Depth
Echo Platter	Wow/Flutter	Drive
Stereo Delays	R Delay Time	R Repeats
Ping Pong	Time Offset	Stereo Spread
Reverse	Mod Rate	Mod Depth
Dynamic Delay	Threshold	Ducking
Auto-Volume Echo	Mod Depth	Swell Time
Looper	Echo Mod	Echo Volume
Tube Echo	Wow/Flutter	Drive
Tape Echo	Bass	Treble
Multi-Head	Heads 1/2	Heads 3/4
Sweep Echo	Sweep Rate	Sweep Depth
Analog Echo	Bass	Treble
Analog w/ Mod	Mod Rate	Mod Depth
Lo Res Delay	Tone	Resolution

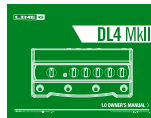
SECRET REVERBS (Hold LEGACY button and turn)



Room	Predelay
Searchlights	Mod Mix/Depth
Particle Verb	Condition
Double Tank	Mod Depth
Octo	Intensity
Tile	Predelay
Ducking	Predelay
Plateaux	Pitch Modes
Reverb Off	--
Cave	Predelay
Plate	Predelay
Ganymede	Mod Depth
Chamber	Predelay
Hot Springs	Spring Count
Hall	Predelay
Glitz	Mod Depth

Full DL4 MkII Owner's Manual at line6.com/support/manuals

Video tutorials available at line6.com/meet-dl4mkii



LINE 6 DL4 MkII
CHEAT SHEET

Serial No.: _____ 40-00-0422 Rev C